

Blind Rivets and Blind Rivet Tools

RIVQUICK®




The Universal Fastener

Blind rivets for efficient design, assembly and manufacturing.
With a wide variety of head shapes and material combinations.
With a complete range of riveting tools.

www.boellhoff.com

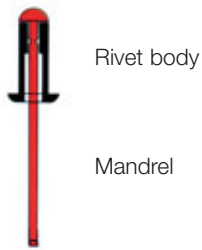
BÖLLHOFF



Overview

Head shape A Flat head	Head shape A with large round flat head	Head shape A with extra large round flat head	Head shape A expansion blind rivet version	Head shape A with serrated rivet shank	Head shape B Countersunk head	Body	Mandrel	Page
Head shape A Closed-end, sealed blind rivet					Head shape B Closed-end, sealed blind rivet			
RIVQUICK® varigrip multi-grip-range blind rivet								
●						Aluminium	Galvanised steel	4
	●					Aluminium	Galvanised steel	4
RIVQUICK® standard blind rivet								
●						Aluminium	Galvanised steel	5
●						Aluminium	Galvanised steel	6
	●					Aluminium	Galvanised steel	7
		●				Aluminium	Galvanised steel	7
●						Aluminium	Stainless steel A 2	8
●						Aluminium	Aluminium	9
●						Steel	Galvanised steel	9
●						Stainless steel A 2	Stainless steel A 2	10
●						Copper	Galvanised steel	11
●						Copper/Nickel	Galvanised steel	11
●						Copper	Bronze	11
●						Copper/Nickel	Stainless steel A 2	11
					●	Aluminium	Galvanised steel	6
					●	Aluminium	Stainless steel A 2	8
					●	Steel	Galvanised steel	10
RIVQUICK® closed-end, sealed blind rivet								
●						Aluminium	Lightly oiled steel	12
●						Aluminium	Stainless steel A 2	13
●						Aluminium	Aluminium	13
●						Stainless steel A 2	Stainless steel A 2	14
●						Copper	Stainless steel A 2	14
					●	Aluminium	Lightly oiled steel	13
RIVQUICK® special blind rivet								
			●			Aluminium	Galvanised steel	14
				●		Aluminium	Galvanised steel	15
RIVQUICK® varigrip earthing blind rivet								
●						Aluminium, serrated	Galvanised steel	15
Advantages of RIVQUICK® varigrip multi-grip-range blind rivets								
								3
Maximum tensile strength and shear force values								
								16
Manual riveter H 25								
								17
Lever riveter R-30 SM								
								17
Portable blind rivet gun ER 264, battery-powered								
								18
Pneumatic-hydraulic riveter AR-012								
								18
Pneumatic-hydraulic riveter AR-021								
								19
Pneumatic-hydraulic riveter P 2002								
								19


The RIVQUICK® varigrip multi-grip-range blind rivet



The advantages in brief

- Tight fit, even with different hole diameters
- Vibration resistant
- Covers several grip ranges
- The mandrel does not protrude over the rivet head
- Storage and cost advantages

Tight fit, even with different hole diameters



During riveting, the RIVQUICK® varigrip is first axially compressed until the rivet shank has expanded to abut the holes of the workpieces, and completely filled them. Even with hole diameters varying by up to 1 mm, the self-adjusting closing head ensures a tight fit between the rivet and the rivet joint.

Vibration resistant

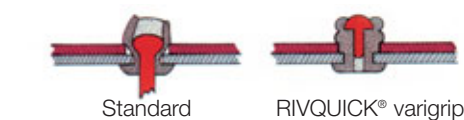


The axial deformation of the rivet shank during application ensures good bearing stress guaranteeing that even holes of uneven shape are completely filled. The closing head is designed so that when it deforms it extends over the bore hole edges. These two features provide a high degree of vibration resistance.

Covers several grip ranges



Thanks to the special deformation of the rivet body, the RIVQUICK® varigrip will cover several grip ranges. For small grip ranges there is a twin closing head. For large grip ranges, a single closing head is provided. The rivet fastening fits firmly and reliably thanks to the large grip area, even where there are variations in tolerance.



The mandrel does not protrude over the rivet head

The special design of the mandrel head and the rivet body ensures that the designated breaking point of the mandrel is always inside the rivet body, even for soft and extremely thin workpieces. The risk of injury from protruding pieces of mandrel on the set-head side is eliminated.



Storage and cost advantages

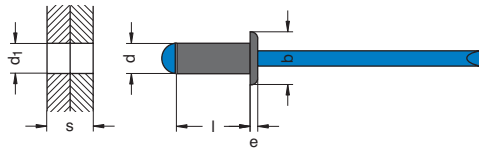


A RIVQUICK® varigrip covers the grip ranges of 5 standard blind rivets of the same diameter. This considerably reduces storage requirements since extra space for different shank lengths is no longer required. There is no risk of selecting the wrong grip length.

The RIVQUICK® varigrip can be used with all widely-available blind rivet riveting tools. International patent registered and issued.

The RIVQUICK® varigrip multi-grip-range blind rivet

Head shape A, aluminium body,
galvanised steel mandrel

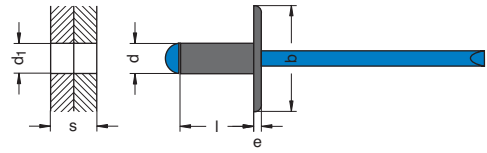


d	d ₁ Bore hole Ø	b	e	l	S	F _{tensile} N	F _{shear} N
3.0	3.1-3.6	6.0	0.85	8.0	0.5 - 5.0	600	550
				13.6	5.0 - 10.0		
3.2	3.3-3.8	6.5	0.85	8.0	0.5 - 5.0	620	700
				13.6	5.0 - 10.0		
4.0	4.1-4.8	8.0	1.0	10.0	0.5 - 6.0	1450	1000
				16.5	6.0 - 12.0		
4.8	4.9-5.8	9.5	1.3	10.5	0.5 - 6.0	2300	1675
				16.5	6.0 - 12.0		
				21.0	10.5 - 16.0		
				26.0	16.0 - 22.0		

Example order:

RIVQUICK® varigrip, aluminium flat head, steel mandrel,
Ø 3.0 mm, shank length 8.0 mm:
RSV/A AL/ST 3.0 x 8.0

with large round flat head
Head shape A, aluminium body,
galvanised steel mandrel



d	d ₁ Bore hole Ø	b	e	l	S	F _{tensile} N	F _{shear} N
3.2	3.3-3.8	9.5	1.2	10.0	2.0 - 7.0	620	700
				13.0	5.0 - 10.0		
4.0	4.1-4.8	12.0	1.4	10.0	0.5 - 6.0	1450	1000
				16.5	6.0 - 12.5		
4.8	4.9-5.8	14.0	1.8	10.5	0.5 - 6.0	2300	1675
				16.5	6.0 - 12.0		

Example order:

RIVQUICK® varigrip, with large round flat head (G)
aluminium, steel mandrel, Ø 3.2 mm, shank length
10.0 mm: **RSV/A AL/ST G 3.2 x 10.0**

Other sizes available on request.

For information on riveting tools, see pages 17 – 19.

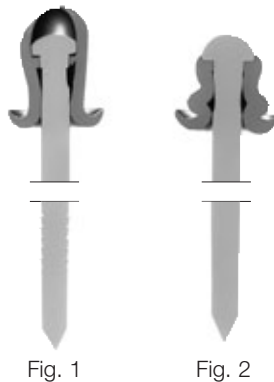


Fig. 1

Fig. 2

Deformation of the Rivet Body

With standard blind rivets, the mandrel is pulled through the body (Fig. 1). With RIVQUICK® varigrip (Fig. 2) the desired deformation in the bottom part of the body fills out the hole, creating a vibration resistant, tight-fit strong joint, even with different bore hole tolerances in the pieces to be joined.

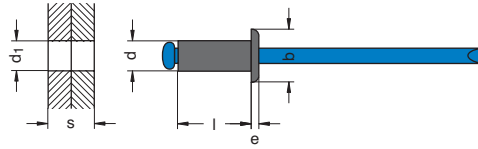


Riveting

The AlMg0,5Si05 alloy used with RIVQUICK® varigrip has excellent moulding, fitting and other fixing properties. This ensures that the material accumulates directly on the pieces to be joined and that the rivet head beds in firmly.

RIVQUICK® standard blind rivet

Head shape A, aluminium body, galvanised steel mandrel



d	d ₁ Bore hole Ø	b	e	l	S	F _{tensile}	F _{shear}	d	d ₁ Bore hole Ø	b	e	l	S	F _{tensile}	F _{shear}
mm	mm	mm	mm	mm	mm	N	N	mm	mm	mm	mm	mm	mm	N	N
2.4	2.5	5.0	0.7	4.0	0.5 – 2.0	660	420	5.0	5.1	9.5	1.5	6.0	0.5 – 2.5	2100	1820
				6.0	2.0 – 4.0							8.0	1.0 – 4.5		
				8.0	4.0 – 6.0							10.0	3.0 – 6.0		
3.0	3.1	6.0	0.8	4.0	0.5 – 1.5	950	740					12.0	4.5 – 8.0		
				6.0	1.5 – 3.5							14.0	6.5 – 10.0		
				8.0	3.5 – 5.5							16.0	8.5 – 11.5		
				10.0	5.5 – 7.5							18.0	10.0 – 13.5		
				12.0	7.5 – 9.5							20.0	11.5 – 15.5		
				14.0	9.5 – 11.0							25.0	14.0 – 20.5		
				16.0	11.0 – 12.5							30.0	20.5 – 26.0		
3.2	3.3	6.5	1.0	4.0	0.5 – 1.5	985	740					35.0	26.0 – 31.0		
				6.0	1.5 – 3.5							40.0	31.0 – 36.0		
				8.0	3.0 – 5.5							45.0	36.0 – 41.0		
				10.0	5.0 – 7.5							50.0	41.0 – 45.0		
				12.0	7.0 – 9.0							55.0	45.0 – 48.0		
				14.0	8.5 – 10.5			60.0	48.0 – 53.0						
				18.0	12.5 – 14.5										
4.0	4.1	8.0	1.3	6.0	0.5 – 3.0	1580	1160								
				8.0	2.0 – 5.0										
				10.0	4.0 – 6.5										
				12.0	6.0 – 8.5										
				14.0	7.5 – 10.5										
				16.0	9.5 – 12.5										
				18.0	11.5 – 14.0										
				30.0	19.0 – 25.0										
4.8	4.9	9.5	1.5	6.0	0.5 – 2.5	2200	1640								
				8.0	1.0 – 4.5										
				10.0	3.0 – 6.0										
				12.0	4.5 – 8.0										
				16.0	8.5 – 11.5										
				18.0	10.0 – 13.5										
				20.0	11.5 – 15.5										
				22.0	14.0 – 18.0										
				30.0	20.5 – 26.0										

Example order:

Blind rivet DIN 7337, aluminium flat head, steel mandrel, Ø 2.4 mm, shank length 4.0 mm:

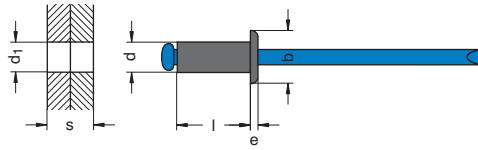
7337 A AL/ST 2.4 x 4.0

Other sizes available on request.

For information on riveting tools, see pages 17 – 19.

RIVQUICK® standard blind rivet

Head shape A, aluminium body, galvanised steel mandrel



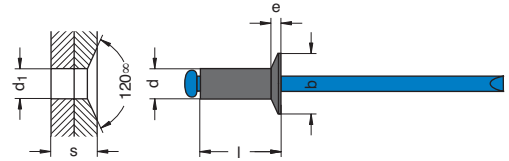
d	d ₁	b	e	l	S	F _{tensile}	F _{shear}
mm	Bore hole Ø	mm	mm	mm	mm	N	N
6.0	6.1	12.0	1.5	8.0	1.0 – 4.0	3200	2260
				10.0	4.0 – 6.0		
				12.0	6.0 – 8.0		
				14.0	8.0 – 9.0		
				16.0	9.0 – 11.0		
				18.0	11.0 – 13.0		
				20.0	13.0 – 15.0		
				25.0	15.0 – 20.0		
6.4	6.5	13.0	1.8	12.0	2.5 – 6.0	5000	3000
				20.0	6.0 – 13.0		
				25.0	13.0 – 20.0		
				30.0	20.0 – 26.0		

Example order:

Blind rivet DIN 7337, aluminium flat head, steel mandrel, Ø 6.0 mm, shank length 8.0 mm:
7337 A AL/ST 6.0 x 8.0

Other sizes available on request.
 For information on riveting tools, see pages 17 – 19.

Head shape B, aluminium body, galvanised steel mandrel



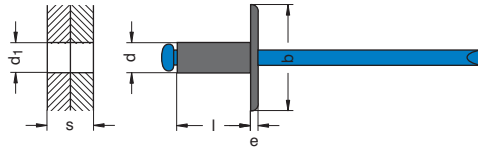
d	d ₁	b	e	l	S	F _{tensile}	F _{shear}
mm	Bore hole Ø	mm	mm	mm	mm	N	N
3.0	3.1	6.0	0.9	5.0	1.5 – 2.5	950	740
				6.0	2.5 – 3.5		
				8.0	3.5 – 6.5		
				10.0	5.0 – 8.0		
				12.0	7.0 – 10.0		
3.2	3.3	6.0	0.9	6.0	1.5 – 3.5	985	740
				8.0	3.5 – 5.0		
				10.0	5.0 – 7.0		
				12.0	7.0 – 8.5		
4.0	4.1	7.5	1.0	6.0	1.5 – 3.5	1580	1160
				8.0	3.5 – 5.0		
				10.0	5.0 – 6.5		
				12.0	6.5 – 8.0		
				16.0	8.0 – 12.5		
4.8	4.9	9.0	1.2	10.0	4.5 – 7.0	2200	1640
				13.0	7.0 – 8.5		
				15.5	8.5 – 10.5		
				18.0	10.5 – 12.5		
5.0	5.1	9.5	1.9	8.0	2.0 – 4.5	2100	1820
				10.0	4.5 – 7.0		
				12.0	5.0 – 9.5		
				14.0	7.0 – 10.0		
				16.0	8.0 – 12.0		
				18.0	10.0 – 14.0		
				20.0	12.0 – 16.0		
				25.0	16.0 – 21.0		
30.0	21.0 – 25.0						

Example order:

Blind rivet DIN 7337, aluminium countersunk head, steel mandrel, Ø 3.0 mm, shank length 5.0 mm:
7337 B AL/ST 3.0 x 5.0

RIVQUICK® standard blind rivet

with large round flat head,
head shape A, aluminium body,
galvanised steel mandrel

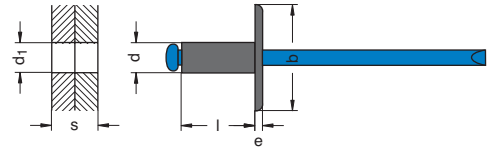


d	d ₁ Bore hole Ø	b	e	l	S	F _{tensile}	F _{shear}
mm	mm	mm	mm	mm	mm	N	N
3.2	3.3	9.5	1.2	6.0	2.0 – 3.5	985	740
				8.0	3.5 – 5.0		
				10.0	5.0 – 7.0		
				12.0	7.0 – 8.5		
				15.0	8.5 – 10.0		
4.0	4.1	12.0	1.5	6.0	0.5 – 3.5	1580	1160
				7.0	2.0 – 4.5		
				8.0	3.0 – 5.0		
				10.0	4.0 – 6.5		
				12.0	6.0 – 8.0		
				16.0	8.0 – 12.5		
				21.0	12.5 – 16.5		
				25.0	15.0 – 20.0		
				30.0	19.0 – 25.0		
				4.8	4.9		
11.5	4.0 – 7.0						
15.5	8.0 – 10.5						
18.0	10.0 – 12.5						
20.0	12.5 – 16.0						
5.0	5.1	11.0	1.5	8.0	2.0 – 5.0	2100	1820
				10.0	3.5 – 7.0		
				12.0	5.0 – 9.5		
				14.0	7.0 – 11.5		
				16.0	8.5 – 13.0		
				18.0	10.5 – 15.0		
				20.0	12.5 – 17.0		
				25.0	17.0 – 21.0		
				28.0	20.5 – 24.0		
30.0	23.0 – 26.0						

Example order:

Blind rivet DIN 7337, with aluminium large round flat head (G), steel mandrel, Ø 3.2 mm, shank length 6.0 mm: **7337 A AL/ST G 3.2 x 6.0**

with extra large round flat head,
head shape A, aluminium body,
galvanised steel mandrel



d	d ₁ Bore hole Ø	b	e	l	S	F _{tensile}	F _{shear}
mm	mm	mm	mm	mm	mm	N	N
5.0	5.1	14.0	1.5	8.0	0.5 – 5.0	2100	1820
				10.0	3.5 – 7.0		
				12.0	5.0 – 9.5		
				14.0	7.0 – 11.5		
				16.0	8.5 – 13.0		
				18.0	10.5 – 15.0		
				20.0	12.5 – 17.0		
				25.0	17.0 – 21.0		
				28.0	20.5 – 24.0		
				30.0	23.0 – 26.0		

Example order:

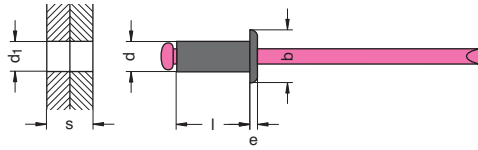
Blind rivet DIN 7337, with aluminium extra large round flat head (E), steel mandrel, Ø 5.0 mm, shank length 8.0 mm: **7337 A AL/ST E 5.0 x 8.0**

Other sizes available on request.

For information on riveting tools, see pages 17 – 19.

RIVQUICK® standard blind rivet

Head shape A, aluminium body, stainless steel mandrel A 2

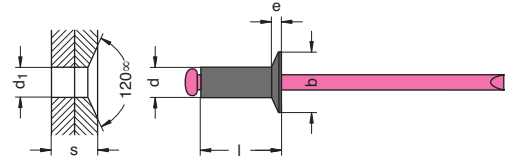


d	d ₁	b	e	l	S	F _{tensile}	F _{shear}
mm	Bore hole Ø	mm	mm	mm	mm	N	N
3.0	3.1	6.0	1.0	4.0	0.5 – 1.5	1000	685
				6.0	1.5 – 3.5		
				8.0	3.5 – 5.5		
				10.0	5.0 – 7.0		
				12.0	7.0 – 9.0		
4.0	4.1	8.0	1.4	5.0	0.5 – 2.5	1580	1240
				6.0	1.5 – 3.5		
				8.0	3.5 – 6.0		
				10.0	5.0 – 7.5		
				12.0	6.5 – 9.0		
5.0	5.1	9.5	1.1	6.0	0.5 – 3.5	2100	1820
				10.0	3.5 – 7.0		
				14.0	7.0 – 11.5		
				18.0	10.5 – 15.0		
				20.0	12.5 – 17.0		
6.0	6.1	12.0	1.5	8.0	1.0 – 4.0	3200	2660
				10.0	4.0 – 6.0		
				12.0	6.0 – 8.0		
				14.0	8.0 – 9.0		
				16.0	9.0 – 11.0		
18.0				11.0	11.0 – 13.0		

Example order:

Blind rivet DIN 7337, aluminium flat head, stainless steel mandrel, Ø 3.0 mm, shank length 4.0 mm: **7337 A AL/A2 3.0 x 4.0**

Head shape B, aluminium body, stainless steel mandrel A 2



d	d ₁	b	e	l	S	F _{tensile}	F _{shear}
mm	Bore hole Ø	mm	mm	mm	mm	N	N
3.0	3.1	6.0	0.9	6.0	1.5 – 3.5	1000	685
				8.0	3.5 – 6.5		
				10.0	5.0 – 8.0		
4.0	4.1	7.5	1.0	6.0	1.5 – 3.5	1580	1240
				8.0	3.5 – 6.0		
				10.0	5.0 – 7.5		
5.0	5.1	9.0	1.2	10.0	3.0 – 7.0	2100	1820
				12.0	5.0 – 9.5		
				16.0	8.5 – 13.0		

Example order:

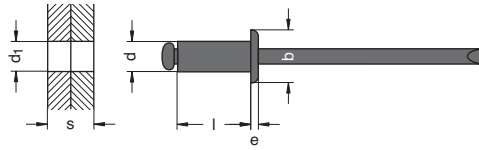
Blind rivet DIN 7337, aluminium countersunk head, stainless steel mandrel, Ø 3.0 mm, shank length 6.0 mm: **7337 B AL/A2 3.0 x 6.0**

Other sizes available on request.

For information on riveting tools, see pages 17 – 19.

RIVQUICK® standard blind rivet

Head shape A, aluminium body, aluminium mandrel



d	d ₁	b	e	l	S	F _{tensile}	F _{shear}
mm	Bore hole Ø	mm	mm	mm	mm	N	N
3.2	3.3	6.5	0.8	6.0	0.5 – 4.0	740	420
				8.0	3.5 – 5.0		
				10.0	5.0 – 7.0		
				12.0	7.0 – 9.0		
				14.0	9.0 – 11.0		
				16.9	11.0 – 14.0		
4.0	4.1	8.0	1.0	6.0	1.0 – 4.0	1250	820
				8.0	3.5 – 5.0		
				10.0	5.0 – 6.5		
				12.0	6.5 – 8.5		
				14.0	8.5 – 10.5		
				16.0	10.5 – 12.5		
4.8	4.9	9.5	1.1	8.0	1.0 – 3.5	1720	1260
				10.0	3.5 – 6.0		
				12.0	6.0 – 7.5		
				14.0	7.5 – 10.0		
				16.0	10.0 – 12.0		
				18.0	12.0 – 14.0		
20.0	21.0	25.0	30.0	14.0	14.0 – 16.0		
				16.0	16.0 – 21.0		
				20.0	21.0 – 25.0		
				25.0			
				30.0			

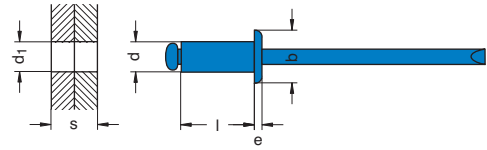
Example order:

Blind rivet DIN 7337, aluminium flat head,
aluminium mandrel, Ø 3.2 mm, shank length 6.0 mm:
7337 A AL/AL 3.2 x 6.0

Other sizes available on request.

For information on riveting tools, see pages 17 – 19.

Head shape A, steel body, galvanised steel mandrel



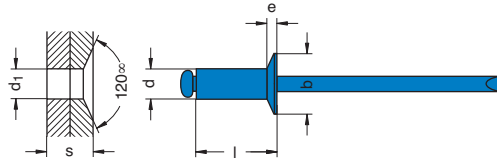
d	d ₁	b	e	l	S	F _{tensile}	F _{shear}
mm	Bore hole Ø	mm	mm	mm	mm	N	N
3.0	3.1	6.5	0.8	5.0	0.5 – 1.5	1340	1000
				6.0	1.5 – 2.5		
				7.0	2.5 – 3.5		
				8.0	3.5 – 5.0		
				10.0	5.0 – 7.0		
				12.0	7.0 – 9.0		
3.2	3.3	6.5	0.8	5.0	0.5 – 2.0	1560	1180
				6.0	1.5 – 3.0		
				8.0	3.0 – 5.0		
				10.0	5.0 – 7.0		
				12.0	7.0 – 9.5		
				4.0	4.1		
8.0	3.0 – 5.0						
10.0	4.0 – 7.0						
12.0	6.0 – 9.0						
16.0	11.0 – 13.0						
18.0	12.0 – 15.0						
4.8	4.9	9.5	1.1	6.0	1.0 – 3.5	4220	3000
				8.0	3.5 – 5.5		
				10.0	5.0 – 6.0		
				12.0	6.5 – 9.0		
				14.0	7.0 – 11.0		
				18.0	12.5 – 14.5		
5.0	5.1	9.5	1.1	12.0	12.0 – 15.0	4740	3300
				14.0	14.0 – 16.0		
				16.0	16.0 – 21.0		
				18.0	21.0 – 25.0		
				20.0			
				25.0			
				30.0			
				35.0			
				40.0			
				45.0			
50.0							
6.4	6.5	13.0	1.8	8.0	1.0 – 4.0	7000	4900
				12.0	4.0 – 7.0		
				15.0	7.0 – 10.0		
				18.0	10.0 – 13.0		
				22.0	14.0 – 17.0		
				26.0	16.0 – 20.0		
30.0	20.0 – 25.0						

Example order: Blind rivet DIN 7337, steel flat head,
steel mandrel, Ø 3.0 mm, shank length 5.0 mm:

7337 A ST/ST 3.0 x 5.0

RIVQUICK® standard blind rivet

Head shape B, steel body, galvanised steel mandrel



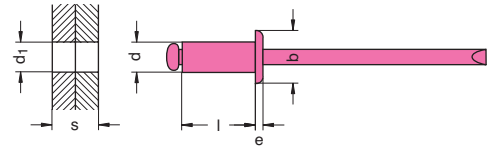
d	d ₁	b	e	l	S	F _{tensile}	F _{shear}
mm	Bore hole Ø	mm	mm	mm	mm	N	N
3.0	3.1	6.0	0.9	6.0	1.5 – 2.5	1340	1000
				7.0	2.5 – 3.5		
				8.0	3.0 – 5.0		
				10.0	5.0 – 7.0		
				12.0	7.0 – 9.0		
3.2	3.3	6.0	0.9	6.0	2.0 – 3.0	1560	1180
				8.0	3.0 – 5.0		
				10.0	5.0 – 7.0		
				12.0	7.0 – 9.5		
4.0	4.1	7.5	1.0	6.0	1.5 – 3.0	2740	1960
				8.0	3.0 – 5.0		
				10.0	4.0 – 7.0		
				12.0	6.0 – 9.0		
				14.0	9.0 – 11.0		
				16.0	11.0 – 12.0		
4.8	4.9	9.5	1.8	8.0	3.5 – 5.5	4220	3000
				10.0	5.0 – 6.0		
				12.0	6.5 – 9.0		
5.0	5.1	9.0	1.2	8.0	2.5 – 4.5	4220	3320
				10.0	4.5 – 6.5		
				12.0	6.5 – 8.5		
				14.0	8.5 – 10.5		
				16.0	10.5 – 12.5		
				18.0	12.5 – 14.5		
20.0	14.5 – 17.5						
25.0	17.5 – 20.5						

Example order:

Blind rivet DIN 7337, steel countersunk head, steel mandrel, Ø 3.0 mm, shank length 6.0 mm:

7337 B ST/ST 3.0 x 6.0

Head shape A, stainless steel body A 2, stainless steel mandrel A 2



d	d ₁	b	e	l	S	F _{tensile}	F _{shear}
mm	Bore hole Ø	mm	mm	mm	mm	N	N
3.0	3.1	6.5	0.8	6.0	1.0 – 3.0	2300	1800
				8.0	3.0 – 5.0		
				10.0	5.0 – 7.0		
				12.0	7.0 – 9.0		
				16.0	9.0 – 12.0		
3.2	3.3	6.5	0.8	4.0	0.5 – 2.0	2360	1875
				6.0	1.0 – 3.0		
				8.0	3.0 – 5.0		
				12.0	7.0 – 9.0		
				16.0	9.0 – 12.0		
4.0	4.1	8.0	1.0	6.0	1.0 – 2.5	3650	3000
				8.0	2.5 – 4.5		
				10.0	4.5 – 6.5		
				13.0	6.5 – 9.5		
				16.0	9.5 – 12.0		
				18.0	11.5 – 14.0		
				8.0	1.5 – 4.0		
10.0	4.0 – 6.0						
12.0	6.0 – 8.0						
5.0	5.1	9.5	1.1	8.0	2.0 – 4.0	5335	5000
				10.0	4.0 – 6.0		
				12.0	6.0 – 8.0		
				16.0	8.0 – 10.0		
				18.0	10.0 – 13.0		
				20.0	13.0 – 16.0		
25.0	16.0 – 19.0						

Example order:

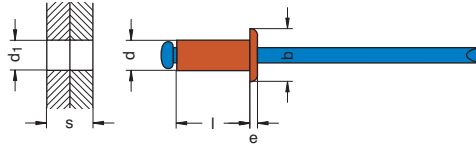
Blind rivet DIN 7337, stainless steel flat head, stainless steel mandrel, Ø 3.0 mm, shank length 6.0 mm: **7337 A A2/A2 3.0 x 6.0**

Other sizes available on request.

For information on riveting tools, see pages 17 – 19.

RIVQUICK® standard blind rivet

Head shape A, copper body, galvanised steel mandrel



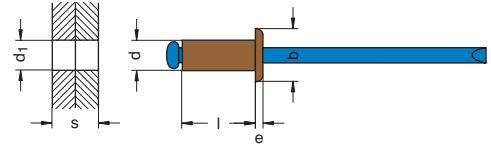
d	d ₁ Bore hole Ø	b	e	l	S	F _{tensile} N	F _{shear} N
3.0	3.1	6.5	0.8	5.0	0.5 – 1.5	1000	800
				6.0	2.5 – 3.5		
				8.0	3.5 – 5.5		
				10.0	5.0 – 7.0		
				12.0	7.0 – 10.0		
4.0	4.1	8.0	1.0	6.0	1.0 – 3.0	2200	1600
				8.0	3.0 – 5.0		
				10.0	5.0 – 7.0		
				12.0	6.0 – 9.0		
4.8	4.9	9.5	1.5	8.0	3.0 – 4.5	3000	2300
				10.0	4.5 – 6.0		
				12.0	5.0 – 8.5		
				16.0	8.0 – 12.0		
				20.0	12.0 – 16.0		

Example order:

Blind rivet DIN 7337, copper flat head, steel mandrel,
Ø 3.0 mm, shank length 5.0 mm:

7337 A CU/ST 3.0 x 5.0

Head shape A, copper/nickel body, galvanised steel mandrel



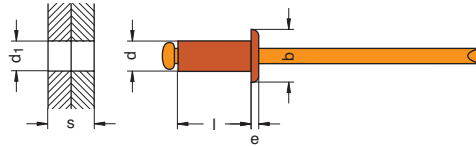
d	d ₁ Bore hole Ø	b	e	l	S	F _{tensile} N	F _{shear} N
3.2	3.3	6.5	0.8	6.0	1.0 – 3.0	1570	1100
				8.0	3.0 – 5.0		
				10.0	5.0 – 7.0		
				12.0	7.0 – 9.5		
4.0	4.1	8.0	1.0	6.0	1.0 – 3.0	2800	1800
				8.0	3.0 – 5.0		
				10.0	4.0 – 7.0		
				12.0	6.0 – 9.0		
4.8	4.9	9.5	1.1	6.0	1.0 – 2.5	4200	2800
				8.0	2.5 – 4.5		
				10.0	4.5 – 6.5		
				12.0	5.5 – 8.5		
				16.0	8.5 – 12.0		
20.0	12.0 – 16.0						

Example order:

Blind rivet DIN 7337, copper/nickel flat head, steel mandrel,
Ø 3.2 mm, shank length 6.0 mm:

7337 A CN/ST 3.2 x 6.0

Head shape A, copper body, bronze mandrel

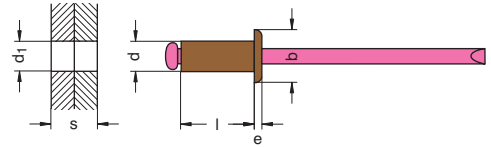


d	d ₁ Bore hole Ø	b	e	l	S	F _{tensile} N	F _{shear} N
3.0	3.1	6.5	0.8	5.0	0.5 – 2.5	980	760
				6.0	2.5 – 3.5		
				8.0	3.5 – 5.0		
				10.0	5.0 – 7.0		
				12.0	7.0 – 10.0		
3.2	3.3	6.5	0.8	5.0	1.0 – 1.5	1300	980
				6.0	1.5 – 2.5		
				8.0	3.5 – 5.0		
				10.0	5.5 – 7.5		
4.0	4.1	8.0	1.0	5.0	0.5 – 2.5	1800	1500
				6.0	2.5 – 3.5		
				8.0	3.5 – 5.5		
				10.0	5.5 – 7.5		
				12.0	7.5 – 10.0		
16.0	10.0 – 12.5						

Example order:

Blind rivet DIN 7337, copper flat head, bronze mandrel,
Ø 3.0 mm, shank length 5.0 mm: **7337 A CU/CS 3.0 x 5.0**

Head shape A, copper/nickel body, stainless steel mandrel A 2



d	d ₁ Bore hole Ø	b	e	l	S	F _{tensile} N	F _{shear} N
3.2	3.3	6.5	0.8	6.0	1.0 – 3.0	1570	1100
				8.0	3.0 – 5.0		
				10.0	5.0 – 7.0		
				12.0	7.0 – 9.5		
4.0	4.1	8.0	1.0	6.0	1.0 – 3.0	2800	1800
				8.0	3.0 – 5.0		
				10.0	4.0 – 7.0		
				12.0	6.0 – 9.0		
4.8	4.9	9.5	1.1	6.0	1.0 – 2.5	4200	2800
				8.0	2.5 – 4.5		
				10.0	4.5 – 6.5		
				12.0	5.5 – 8.5		
				18.0	10.0 – 14.0		
20.0	12.0 – 16.0						

Example order:

Blind rivet DIN 7337, copper/nickel flat head, stainless steel
mandrel, Ø 3.2 mm, shank length 6.0 mm:

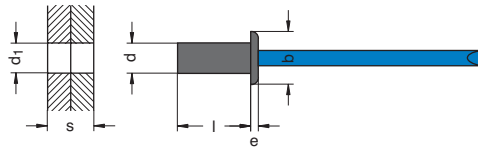
7337 A CN/A 2 3.2 x 6.0

Other sizes available on request.

For information on riveting tools, see pages 17 – 19.

RIVQUICK® closed-end sealed blind rivet

Head shape A Aluminium body, lightly oiled steel mandrel



d	d ₁ Bore hole Ø	b	e	l	S	F _{tensile} N	F _{shear} N
3.2	3.3	6.0	0.9	6.5	0.5 – 2.0	1240	1040
				8.0	2.0 – 3.5		
				9.5	3.5 – 5.0		
				11.0	5.0 – 6.5		
				12.5	6.5 – 8.0		
4.0	4.1	8.0	1.3	8.0	0.5 – 3.5	2140	1560
				9.5	3.5 – 5.0		
				11.0	5.0 – 6.5		
				12.5	6.5 – 8.0		
4.8	4.9	9.5	1.5	8.0	1.0 – 3.5	3070	2300
				9.5	3.5 – 5.0		
				11.0	5.0 – 6.5		
				12.5	6.5 – 8.0		
				14.0	8.0 – 9.5		
				16.0	9.5 – 11.0		
6.4	6.5	13.0	2.0	12.5	1.5 – 6.5	3860	3360
				16.0	3.5 – 9.5		

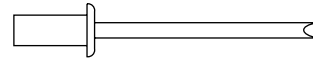
Example order:

Blind rivet DIN 7337, closed-end sealed blind rivet (B), aluminium flat head, steel mandrel, Ø 3.2 mm, shank length 6.5 mm: **7337 A AL/ST B 3.2 x 6.5**

Other sizes available on request.

For information on riveting tools, see pages 17 – 19.

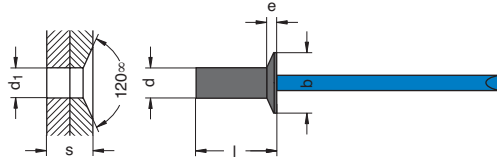
The advantages of a closed-end sealed blind rivet



- Airtight and watertight to 3 bar (if applied correctly!)
- Firm fixing
- Can be applied with conventional blind rivet tools
- Quick application
- Application to places only accessible from one side

RIVQUICK® closed-end sealed blind rivet

Head shape B, aluminium body, lightly oiled steel mandrel



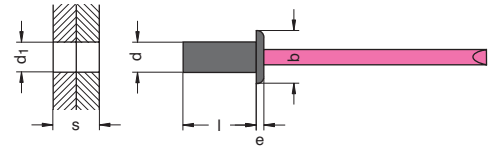
d	d ₁ Bore hole Ø	b	e	l	S	F _{tensile} N	F _{shear} N
3.2	3.3	6.0	0.9	7.5	1.5 – 3.0	1240	1040
				9.0	3.0 – 4.5		
				10.5	4.5 – 6.0		
				12.0	6.0 – 7.5		
				13.5	7.5 – 9.0		
4.0	4.1	8.0	1.3	9.5	2.5 – 4.5	2140	1560
				11.0	4.5 – 6.5		
				12.5	6.5 – 8.0		
				14.0	8.0 – 9.5		
4.8	4.9	9.5	1.5	9.5	3.0 – 4.5	3070	2300
				11.0	4.5 – 6.5		
				12.5	6.5 – 8.0		
				14.0	8.0 – 9.5		
				15.5	9.0 – 11.5		
				19.5	11.5 – 14.5		

Example order:

Blind rivet DIN 7337, closed-end sealed blind rivet (B), aluminium countersunk head, steel mandrel, Ø 3.2 mm, shank length 7.5 mm:

7337 B AL/ST B 3.2 x 7.5

Head shape A, aluminium body, stainless steel mandrel A 2



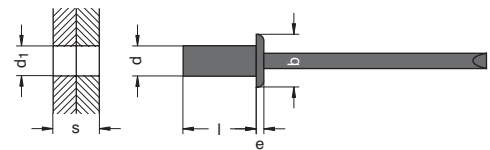
d	d ₁ Bore hole Ø	b	e	l	S	F _{tensile} N	F _{shear} N
3.2	3.3	6.0	0.9	6.5	0.5 – 2.0	1240	1040
				8.0	2.0 – 3.5		
				9.5	3.5 – 5.0		
				11.0	5.0 – 6.5		
				12.5	6.5 – 8.0		
				13.5	7.5 – 9.0		
4.0	4.1	8.0	1.3	8.0	0.5 – 3.5	2140	1560
				9.5	3.5 – 5.0		
				11.0	5.0 – 6.5		
				12.5	6.5 – 8.0		
4.8	4.9	9.5	1.5	8.0	1.0 – 3.5	3070	2300
				9.5	3.5 – 5.0		
				11.0	5.0 – 6.5		
				12.5	6.5 – 8.0		
				14.0	8.0 – 9.5		
				16.0	9.5 – 11.0		
				18.0	11.0 – 13.0		
				21.0	13.0 – 16.0		

Example order:

Blind rivet DIN 7337, closed-end sealed blind rivet (B), aluminium flat head, stainless steel mandrel, Ø 3.2 mm, shank length 6.5 mm:

7337 A AL/A2 B 3.2 x 6.5

Head shape A, aluminium body, aluminium mandrel



d	d ₁ Bore hole Ø	b	e	l	S	F _{tensile} N	F _{shear} N
3.2	3.3	6.0	0.9	8.0	0.5 – 3.5	540	490
				9.5	3.5 – 5.0		
4.0	4.1	8.0	1.3	9.5	0.5 – 5.0	760	720
				12.5	5.0 – 8.0		
4.8	4.9	9.5	1.5	9.5	1.0 – 4.5	1420	1020
				11.5	4.5 – 6.5		
				14.5	6.5 – 9.5		
				18.0	9.5 – 13.0		

Example order:

Blind rivet DIN 7337, closed-end sealed blind rivet (B), aluminium flat head, aluminium mandrel, Ø 3.2 mm, shank length 8.0 mm:

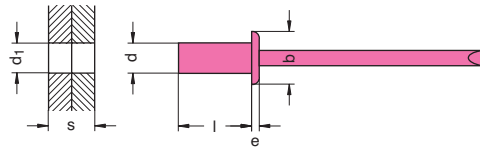
7337 A AL/AL B 3.2 x 8.0

Other sizes available on request.

For information on riveting tools, see pages 17 – 19.

RIVQUICK® closed-end sealed blind rivet

Head shape A, stainless steel body
A 2, stainless steel mandrel A 2



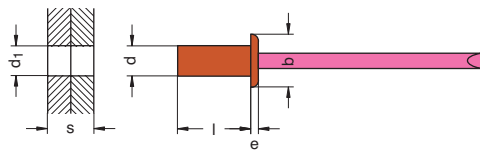
d	d ₁ Bore hole Ø	b	e	l	S	F _{tensile} N	F _{shear} N
3.2	3.3	6.0	0.8	6.0	0.5 – 1.5	2500	2000
				8.0	1.5 – 3.0		
				9.5	3.0 – 5.0		
				12.0	5.0 – 6.5		
4.0	4.1	8.0	1.0	6.0	0.5 – 1.5	4000	3000
				8.0	1.5 – 3.0		
				9.5	3.0 – 5.0		
				12.0	5.0 – 6.5		
4.8	4.9	9.5	1.0	8.0	0.5 – 3.0	5500	4500
				10.0	3.0 – 5.0		
				12.0	5.0 – 6.5		
				16.0	6.5 – 10.5		

Example order:

Blind rivet DIN 7337, closed-end sealed blind rivet (B), stainless steel flat head, stainless steel mandrel, Ø 3.2 mm, shank length 6.0 mm:

7337 A A2/A2 B 3.2 x 6.0

Head shape A, copper body, stainless steel mandrel A 2



d	d ₁ Bore hole Ø	b	e	l	S	F _{tensile} N	F _{shear} N
3.2	3.3	6.0	0.9	6.5	0.5 – 2.0	1520	1360
				8.0	2.0 – 3.5		
				9.5	3.5 – 5.0		
				12.5	5.0 – 8.0		
4.0	4.1	8.0	1.3	8.0	0.5 – 3.5	2200	1600
				10.0	3.5 – 5.0		

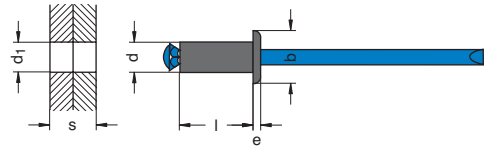
Example order:

Blind rivet DIN 7337, closed-end sealed blind rivet (B), copper flat head, stainless steel mandrel, Ø 3.2 mm, shank length 6.5 mm:

7337 A CU/A2 B 3.2 x 6.5

RIVQUICK® special blind rivet

Head shape A, expansion blind rivet
version, aluminium body, galvanised
steel mandrel

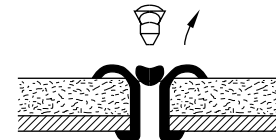


d	d ₁ Bore hole Ø	b	e	l	S	F _{tensile} N	F _{shear} N
4.0	4.3-4.5	8.0	1.5	10.0	4.0	1760	1240
				12.0	6.0		
				16.0	10.0		
				20.0	14.0		
				24.0	18.0		
				30.0	24.0		
4.8	5.1-5.3	9.5	1.5	10.5	2.0	2200	2100
				16.0	8.0		
				18.0	10.0		
				22.0	14.0		
				26.0	18.0		
				30.0	22.0		

Example order:

Blind rivet DIN 7337, expansion blind rivet version (S), aluminium flat head, steel mandrel, Ø 4.0 mm, shank length 10.0 mm:

7337 A AL/ST S 4.0 x 10.0



With the RIVQUICK® expansion blind rivet, the rivet body is slit open during the expansion process by the cutting edges on the rivet mandrel. This increases the coverage of the rivet body on the closing head side. This means that the expansion blind rivet is suitable for riveting plastic, wood and similar materials. We recommend test-runs of riveting if you are planning series production.

Important note:

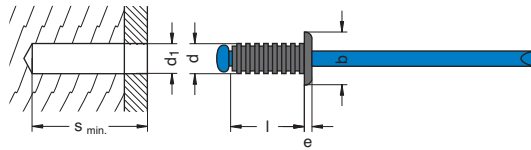
To improve the expansion capability, the mandrel head is larger than the specified diameter d.

Other sizes available on request.

For information on riveting tools, see pages 17 – 19.

RIVQUICK® special blind rivet

Head shape A, with serrated aluminium shank body, galvanised steel mandrel



d	d ₁ Bore hole Ø	b	e	l	S _{min.}	F _{tensile} N	F _{shear} N
3.2	3.4	6.5	0.8	10.0	13.0	950	740
				14.0	17.0		
4.0	4.2	8.0	1.0	8.0	12.0	1000	850
				12.0	16.0		
				16.0	20.0		
4.8	5.0	9.5	1.1	8.0	13.0	2200	1640
				10.0	15.0		
				12.0	17.0		
				16.0	21.0		
				20.0	25.0		
				30.0	35.0		

RIVQUICK® varigrip earthing blind rivet, head shape A, aluminium body, serrated, galvanised steel mandrel



- Special blind rivet for earthing motor vehicles, washing machines and tools with serrations along the length of the rivet shank.
- Very good bearing stress resistance.
- Easy to use with conventional riveting tools.

Order no.:

RSV/A AL/ST R 4 x 9

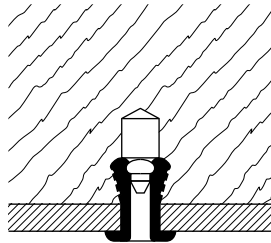
S = 0.5 mm – 5.0 mm



Example order:

Blind rivet DIN 7337, blind rivet with serrated body shank (R), aluminium flat head, steel mandrel, Ø 3.2 mm, shank length 10.0 mm:

7337 A AL/ST R 3.2 x 10.0



The RIVQUICK® blind rivet with serrated body shank is particularly suitable for fixing into blind holes. With its tapered shape it is similar to a dowel after application. It can be used with hardwood, plastic, etc.

* The strength of fitting of these RIVQUICK® blind rivets depends on the materials used and the use to which the riveted material is put.

Other sizes available on request.

For information on riveting tools, see pages 17 – 19.

Maximum tensile strength and shear force values for the RIVQUICK® blind rivet

These values were tested as per DIN 7337.

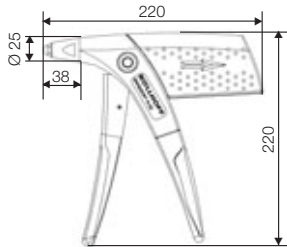
Blind rivet Ø mm	2.4		3.0		3.2		4.0		4.8		5.0		6.0		6.4							
	Shear strength N	Tensile strength N	Shear strength N	Tensile strength N	Shear strength N	Tensile strength N	Shear strength N	Tensile strength N	Shear strength N	Tensile strength N	Shear strength N	Tensile strength N	Shear strength N	Tensile strength N	Shear strength N	Tensile strength N						
Aluminium type varigrip			550	600	700	620	1000	1450	1675	2300					2625	4250						
Aluminium standard	420	660	l≤16 740	l≥18 360	l≤16 950	l≥18 480	l≤14 740	l≥18 360	l≤14 985	l≥18 510	1160	1580	1640	2200	l≤30 1820	l≥35 1520	l≤30 2100	l≥35 2280	2260	3200	3000	5000
Aluminium standard with large head							740	985	1160	1580	1690	2230	1820	2100								
Aluminium with aluminium mandrel, standard							420	740	820	1250	1260	1720										
Aluminium expansion blind rivet									1240	1760	2100	2200										
Aluminium serrated blind rivet							740	950	850	1000	1640	2200										
Aluminium with steel/stainless steel mandrel, closed-end sealed blind rivet							1040	1240	1560	2140	2300	3070									3360	3860
Aluminium with aluminium mandrel, closed-end sealed blind rivet							490	540	720	760	1020	1420										
Aluminium with stainless steel mandrel, standard head A			685	1000					1240	1580			1820	2100	2660	3200						
Aluminium with stainless steel mandrel, standard head B			685	1000					1240	1580			1820	2100								
Steel standard			1000	1340	1180	1560	1960	2740	3000	4220	3300	4740									4900	7000
Steel plumber's blind rivet							930	1340														
Stainless steel standard			1800	2300	1875	2360	3000	3650	4230	5300	5000	5335										
Stainless steel closed-end sealed blind rivet							2000	2500	3000	4000	4500	5500										
Copper standard			800	1000					1600	2200	2300	3000										
Copper with bronze mandrel, standard			760	980	980	1300	1500	1800														
Copper with stainless steel mandrel, closed-end sealed blind rivet							1360	1520	1600	2200												
Copper/nickel standard and stainless steel							1100	1570	1800	2800	2800	4200										

Other tolerances available on request.

Manual riveter for industrial use

H 25 with power transmission

Order no.: 7337 W 21000
 Weight: 750 g
 Total length: 212 mm
 Working stroke: 16.2 mm
 Single action stroke: 1.8 mm

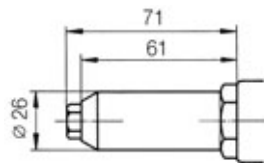


Body material	For rivet body Ø							
	2.4	3.0	3.2	4.0	4.8	5.0	6.0	6.4
Aluminium	■	■	■	■	■	■		
Steel		■	■	■				
Copper		■	■	■	■			
Stainless steel		■	■	■				

Lever riveter, reinforced – for use on roofs and facades

BRS 10

Order no.: 225 210 00000
 Weight : 1900 g
 Total length: 520 mm
 Working stroke: 12 mm



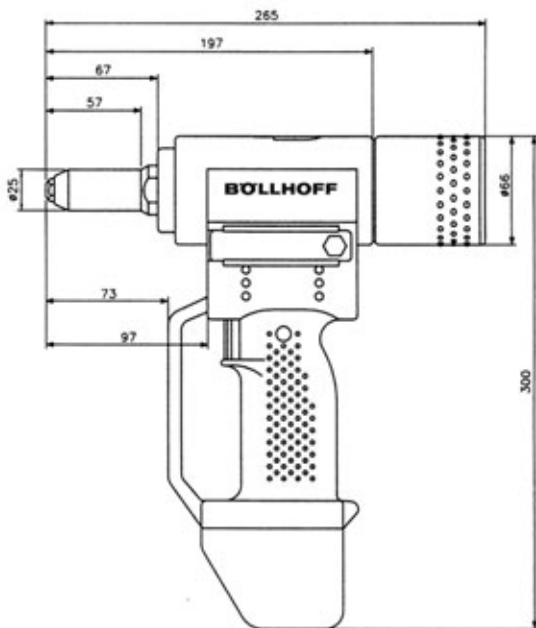
Body material	For rivet body Ø							
	2.4	3.0	3.2	4.0	4.8	5.0	6.0	6.4
Aluminium	■	■	■	■	■	■	■	■
Steel	■	■	■	■	■	■	■	■
Copper	■	■	■	■	■	■	■	■
Stainless steel	■	■	■	■	■	■	■	

Interchangeable nosepieces and installation spanners are included as accessories. Special nosepieces available on request.

Battery Powered Riveting Tool

ER 264

- Can be used anywhere. No compressed air or mains connection needed
- Ideal for use outdoors
- Quick application
- Speed depends on blind rivet diameter and material
- Modern, ergonomic, industrial design
- Quick battery charger



Order no.: 7337 W 22000

Weight: 2200 g

Working stroke: 20 mm

Pulling strength: 13000 N

7337 W 22040

Battery (NiCd)

12 V, 50/60 Hz



Body material	For rivet body Ø							
	2.4	3.0	3.2	4.0	4.8	5.0	6.0	6.4
Aluminium	■	■	■	■	■	■	■	■
Steel	■	■	■	■	■	■	■	■
Copper	■	■	■	■	■	■	■	■
Stainless steel	■	■	■	■	■	■	■	■

Pneumatic-hydraulic riveter – high-power tool

AR-012



Order no.:

7337 W 14000

Weight:

550 g (rivet gun)

Working stroke:

5 – 6.5 bar

Air consumption:

2.9 l/rivet

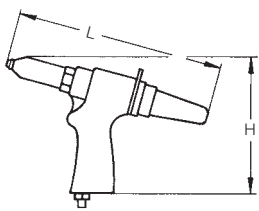
Setting force:

12750 N

Working stroke:

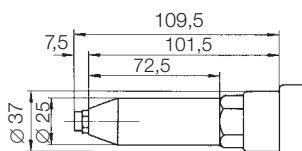
16 mm

We recommend that you use a filter-regulator unit or a condensate trap with this tool.



L = 257 mm

H = 136 mm



Body material	For rivet body Ø							
	2.4	3.0	3.2	4.0	4.8	5.0	6.0	6.4
Aluminium	■	■	■	■	■	■	■	■
Steel	■	■	■	■	■	■	■	■
Copper	■	■	■	■	■	■	■	■
Stainless steel	■	■	■	■	■	■	■	■

Interchangeable nosepieces and installation spanners are included as accessories. Special nosepieces are available on request.

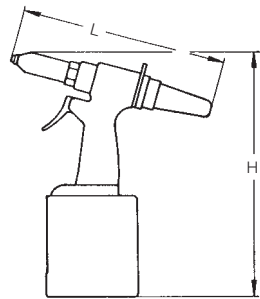
Pneumatic-hydraulic riveter – high-power tool

AR-021 M – for individual use

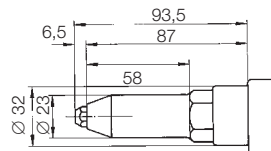
- Flat face for free standing
- Quiet
- Quick application
- Easy to operate and maintain
- Recoil damping
- Compact and handy
- Long clamping jaw service life
- Large operating range



Order no.: 7337 W 18000
Weight: 1500 g
Tensile strength: 8300 N
Operating pressure: 5 – 6 bar
Air consumption: 1.5 l/rivet
Working stroke: 14 mm



L = 257 mm
 H = 271 mm



We recommend that you use a filter-regulator unit or a condensate trap with this tool.

Body material	For rivet body Ø							
	2.4	3.0	3.2	4.0	4.8	5.0	6.0	6.4
Aluminium	■	■	■	■	■	■		
Steel		■	■	■	■			
Copper		■	■	■	■			
Stainless steel		■	■	■	■			

Pneumatic-hydraulic riveter »the universal riveter«

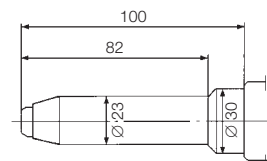
P 2002 – with suction-extraction of rivet nails

- Long clamping jaw service life
- Easy to operate and maintain
- Extra large extraction container
- Regulated suction-extraction of rivet nails
- Sound proofing
- Recoil damping
- Wide range of uses



L = approx. 330 mm
 H = 285 mm

Order no.: 7337 W 26000
Weight: 2000 g
Tensile strength: 14000 N
Operating pressure: 5 – 7 bar
Air consumption: 2.8 l/rivet
Working stroke: 21 mm



We recommend that you use a filter-regulator unit or a condensate trap with this tool.

Body material	For rivet body Ø							
	2.4	3.0	3.2	4.0	4.8	5.0	6.0	6.4
Aluminium	■	■	■	■	■	■	■	■
Steel		■	■	■	■	■	■	■
Copper		■	■	■	■	■		
Stainless steel		■	■	■	■	■		

Interchangeable nosepieces and installation spanners are included as accessories. Special nosepieces are available on request.

Böllhoff International

North Europe

Wilhelm Böllhoff GmbH & Co. KG, Bielefeld
Böllhoff GmbH, Bielefeld with branches
in Bielefeld, Braunschweig, Dormagen,
Leipzig, Munich, Nuremberg and Stuttgart,
Böllhoff Verbindungstechnik GmbH, Bielefeld
Böllhoff Systemtechnik GmbH & Co. KG, Bielefeld,
Böllhoff Schraubtechnik GmbH, Bielefeld
Böllhoff Produktion GmbH & Co. KG, Bielefeld
and Sonnewalde, Germany
Bollhoff Fastenings Ltd., Birmingham, Great Britain

South-West Europe

Bollhoff Oталu s. a., La Ravoire, France
Bollhoff s.r.l., Mailand, Italy
Bollhoff s.a., Madrid, Spain

South-East Europe

Böllhoff GmbH, Linz, Austria
Böllhoff Kft, Székesfehérvár, Hungary
Böllhoff s. r. o., Prag, Czech-Republic
Böllhoff s.r.l., Bors, Romania
Bimex-Böllhoff, Krzemienica,
Bollhoff Technika Łączenia Sp. z o.o., Wrocław, Poland
Böllhoff OOO, Velikij Novgorod, Russia
Böllhoff Civata Ticaret Limited Sirketi, Istanbul, Turkey

North America

Bollhoff RIVNUT® Inc., Kendallville, Indiana, USA
Bollhoff Inc., Ontario, Canada
Bollhoff S.A. de C.V., Mexico City, Mexico

South America

Bollhoff Adm. e Part. Ltda., Jundiaí,
Bollhoff Service Center Ltda., Jundiaí,
Porto Alegre and Curitiba, Brazil
Bollhoff S.A., Buenos Aires, Argentina

Africa

Bollhoff (Pty) Ltd., Centurion, South Africa

Asia

Bollhoff Fastenings Ltd., Wuxi, China

In addition to Böllhoff companies in these 19 countries, the company has a network of agents and dealers serving an international customer base in major industrial markets world-wide.

BÖLLHOFF

Böllhoff Verbindungstechnik GmbH · Archimedesstraße 1-4 · 33649 Bielefeld · Germany
Phone +49 (0)5 21 / 44 82-05 (3 26) · Fax - 6 58 · Internet www.boellhoff.com · E-Mail fasteningtechnology@boellhoff.com

